



**PRIMERO MEDIO**

El objetivo de esta guía es que los estudiantes reconozcan que es y la importancia de reciclar para el cuidado del medio ambiente.

Para dudas que tengan pueden escribirme un correo a esta dirección: [yorka.sepulveda.pulmahue@gmail.com](mailto:yorka.sepulveda.pulmahue@gmail.com), escribiendo en el asunto el nombre de él o la estudiante y su curso, el horario para correos es de 9am a 4pm. Plazo de entrega: viernes 06 de noviembre hasta las 2pm

**O.A: Reconocer definiciones, vocabulario e información relevante sobre el reciclaje y cuidado del medio ambiente.**















## What Is Recycling?

Recycling means taking materials from products you have finished using and making brand new products with them. For example, most of the aluminum cans in the United States are made with recycled aluminum. So if you drink juice or soda from a can, recycle that can instead of throwing it in the trash. That can will stay in the Recycling Loop and out of the landfill.

Commonwealth of Pennsylvania,  
 Department of Environmental  
 Protection. 2009.



RECYCLE	TRASH
<p style="text-align: center;"><i>PUT RECYCLABLES IN THE RECYCLING BIN</i></p> <div style="display: flex; justify-content: space-around;"> <div style="text-align: center;">             glass         </div> <div style="text-align: center;">             metal and cans         </div> <div style="text-align: center;">             plastics #1 - 7         </div> </div> <div style="display: flex; justify-content: space-around; margin-top: 20px;"> <div style="text-align: center;">             cardboard and cartons         </div> <div style="text-align: center;">             paper and newspaper         </div> </div> <div style="text-align: center; margin-top: 20px;">  </div>	<p style="text-align: center;"><i>PUT NON-RECYCLABLES IN YOUR TRASH OR COMPOST</i></p> <div style="display: flex; justify-content: space-around;"> <div style="text-align: center;">             film plastic (plastic wrap, bags, bubble wrap, etc.)         </div> <div style="text-align: center;">             yard clippings (if not composting)         </div> </div> <div style="display: flex; justify-content: space-around; margin-top: 20px;"> <div style="text-align: center;">             dirty diapers or cat litter         </div> <div style="text-align: center;">             foam         </div> <div style="text-align: center;">             food (if not composting)         </div> </div> <div style="text-align: center; margin-top: 20px;">  </div>

1. Read the text and fill in the gaps with the given words. One word is odd. Lee el texto y llena los espacios con las palabras dadas. Una palabra esta de sobra.

Word list: Paper, waste, collecting, recycling, pollution, logo, recycled.

Recycling is taking used materials and A) \_\_\_\_\_ and then turning it into new, useful products. For example, most paper is made from trees, but if old paper is recycled, less trees will be needed. Recycling uses less energy and helps to control B) \_\_\_\_\_.



Three steps for recycling include C) \_\_\_\_\_, sorting, and processing. What materials can be D) \_\_\_\_\_? E) \_\_\_\_\_, including newspapers, magazines, cardboard, books, and envelopes can all be recycled into reusable products.

Plastic is also a common recyclable product, including water, soda, and other drink bottles; plastic bags, wrappers, and many more items.

Glass recycling also includes soda and other drink bottles, as well as jars, broken pieces of glass, and many other glass products.

There is a special F) \_\_\_\_\_ that shows the item can be recycled.

2. Write six tips on how we can save the Earth. Escribe seis tips relacionados a cómo podemos salvar a la tierra.

**How can we save the Earth?**

\_\_\_\_\_

\_\_\_\_\_

\_\_\_\_\_

\_\_\_\_\_

\_\_\_\_\_

\_\_\_\_\_